

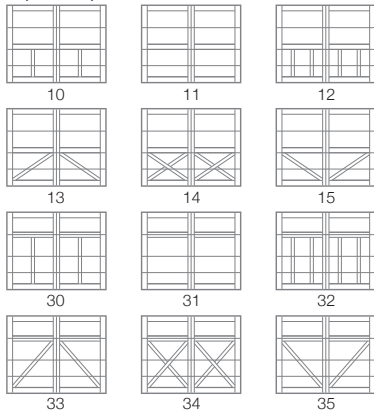
C800 OVERLAY CARRIAGE HOUSE FIBERGLASS

PERSONALIZING OPTIONS

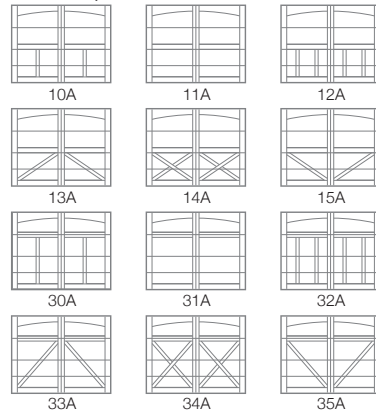
GOOD / BETTER / BEST

CARRIAGE HOUSE DESIGNS

Square Tops



Arched Tops

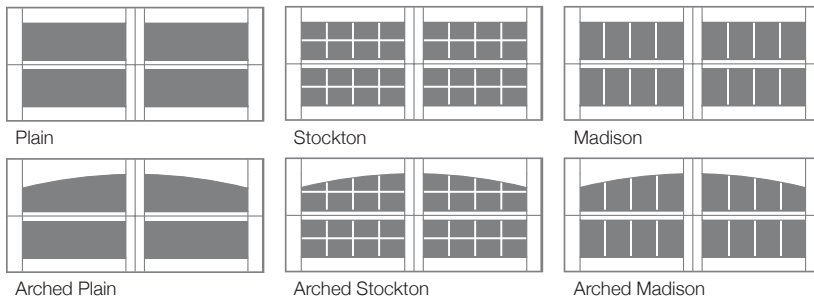


COLORS¹

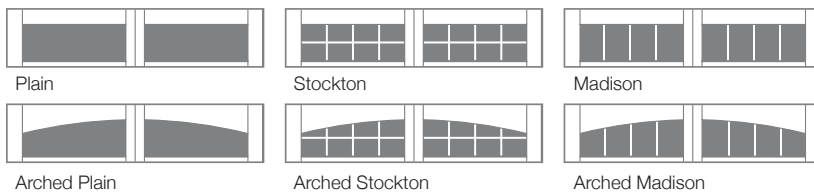


WINDOW DESIGNS


Double Row




Single Row



GLASS



EXTERIOR HARDWARE



Specifications

Panel Style	Overlay
Overlay Material	XPS [Extruded Polystyrene] Composite and Fiberglass Beadboard
Section Construction	2-1/2" Thick - 2-Sided Steel
Section Material	Heavy Duty / 27 ^g Ga. Steel
Insulation Type	1-7/8" Polyurethane
R-value / Thermal Performance	R-17.92
Window Style³	Square or Arched
Glass	Insulated
FBC Wind Load⁴	Non-Impact and Impact Rated
TDI Wind Load⁴	Impact Rated Only
Warranty	Limited Lifetime on Sections 3 Years on Overlays 3 Years on Springs 6 Years on Hardware

¹ Refer to your local Dealer for exact color match. ² Lower steel gauge [ga.] number indicates stronger steel. ³ Model number indicates design and window style. ⁴ Ask your local Dealer about our full line of wind load rated doors.

Your Local Garage Door Professional

dacenterprise.com

1177 Markley Dr. | Plymouth, IN 46563 | USA

