

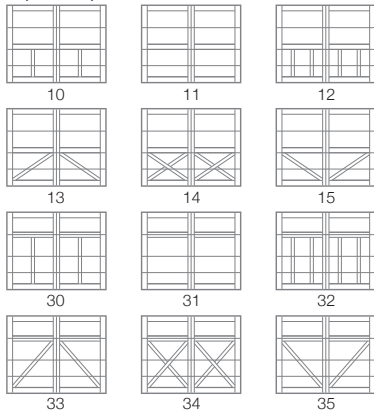
# C300 OVERLAY CARRIAGE HOUSE STEEL

## PERSONALIZING OPTIONS

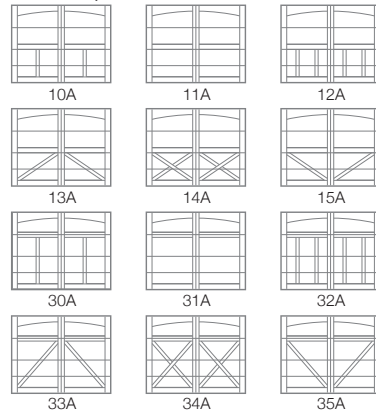
GOOD / **BETTER** / BEST

### CARRIAGE HOUSE DESIGNS

#### Square Tops



#### Arched Tops



### COLORS<sup>1</sup>

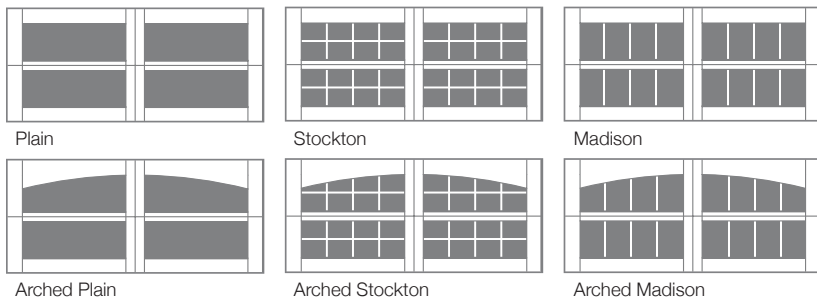


### 2-TONE<sup>1</sup>

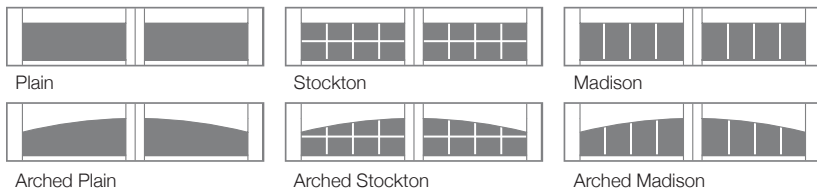


### WINDOW DESIGNS


#### Double Row



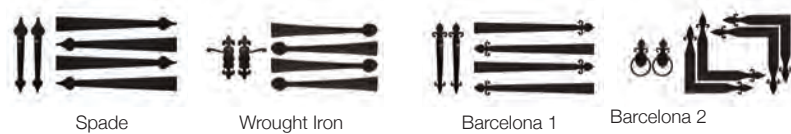
#### Single Row



### GLASS Plain available as non-insulated Polycarbonate



### EXTERIOR HARDWARE



## Specifications

<b>Panel Style</b>	Overlay
<b>Overlay Material</b>	XPS [Extruded Polystyrene] Composite
<b>Section Construction</b>	2-1/2" Thick - 2-Sided Steel
<b>Section Material</b>	Medium Duty / 27 <sup>2</sup> Ga. Steel
<b>Insulation Type</b>	1-13/16" Polystyrene
<b>R-value / Thermal Performance</b>	R-10.29
<b>Window Style<sup>3</sup></b>	Square or Arched
<b>Glass</b>	Insulated and Non-Insulated
<b>FBC Wind Load<sup>5</sup></b>	Non-Impact and Impact Rated
<b>TDI Wind Load<sup>5</sup></b>	Impact Rated Only
<b>Warranty</b>	Limited Lifetime on Sections 3 Years on Overlays 3 Years on Springs 6 Years on Hardware



<sup>1</sup> Refer to your local Dealer for exact color match. <sup>2</sup> Lower steel gauge [ga.] number indicates stronger steel. <sup>3</sup> Model number indicates design and window style. <sup>4</sup> Overlay boards are always white for a 2-tone design. <sup>5</sup> Ask your local Dealer about our full line of wind load rated doors.

Your Local Garage Door Professional

dacenterprise.com

1177 Markley Dr. | Plymouth, IN 46563 | USA

