




Shown in white with optional arched stockton window inserts and wrought iron hardware.

C250 STAMPED CARRIAGE HOUSE

SHORT PANEL | 25 GAUGE STEEL | NON-INSULATED



Inserts



Stockton



Madison



2-2 Piece Arched Stockton



2-2 Piece Arched Madison



3 Piece Arched Stockton



3 Piece Arched Madison



4 Piece Arched Stockton



4 Piece Arched Madison



Cascade


Glass²



Plain



Tinted




Frosted



Obscure



Glue Chip



Seeded

Colors¹



Painted Woodtones



Exterior Hardware

