




Shown in sandstone with optional cascade window inserts.

A250LP RAISED PANEL

LONG PANEL | 25 GAUGE STEEL | NON-INSULATED



Window Inserts



Sherwood



Stockton



Cascade



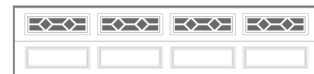
2-2 Piece Arched Stockton



Prairie



4 Piece Arched Stockton



Waterton



Madison



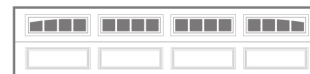
2-2 Piece Sunburst



2-2 Piece Arched Madison



4 Piece Sunburst



4 Piece Arched Madison



3 Piece Sunburst

Glass



Plain (available as polycarbonate)



Tinted



Frosted



Obscure



Glue Chip

Colors*



Painted Woodtones*



SECTIONS
Limited Lifetime

SPRINGS
3 Years

HARDWARE
3 Years