




Shown in brown.

# A241LP RAISED PANEL

LONG PANEL | 24 GAUGE STEEL | 1-3/8" POLYSTYRENE INSULATION | R-VALUE R-7.94



## Colors\*



## Insulation Type



Polystyrene Insulation

R-value

**R-7.94**

## Window Inserts



Sherwood



Stockton



Cascade



2-2 Piece Arched Stockton



Prairie



4 Piece Arched Stockton



Waterton



Madison



2-2 Piece Sunburst



2-2 Piece Arched Madison



4 Piece Sunburst



4 Piece Arched Madison



3 Piece Sunburst


## Glass




Plain (available as polycarbonate)



Tinted



Frosted



Obscure



Glue Chip

SECTIONS  
**Limited Lifetime**

SPRINGS  
**3 Years**

HARDWARE  
**6 Years**